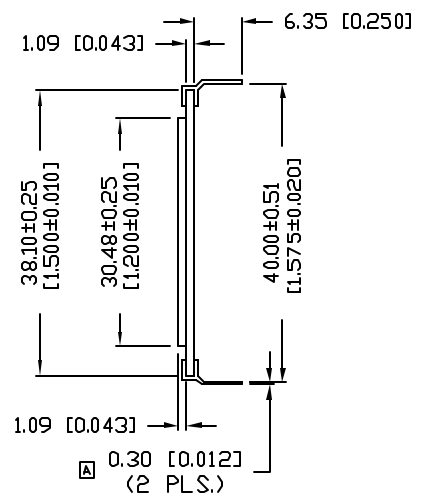
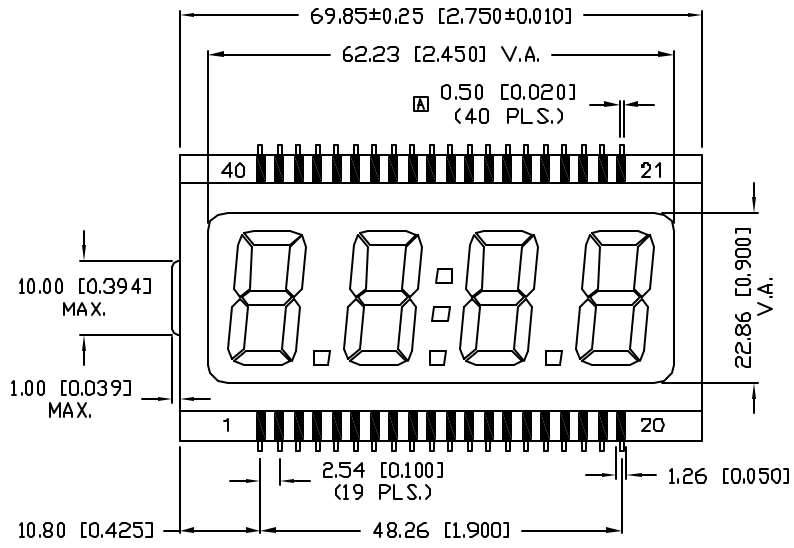


UNCONTROLLED DOCUMENT

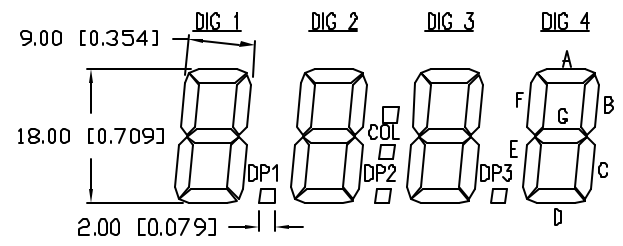
PART NUMBER
LCD-S401C71TR

REV. A

REV.	E.C.N. NUMBER AND REVISION COMMENTS	DATE
A	E.C.N. #11022.	8.8.03
B	E.C.N. #11148.	02.08.07



CHARACTERISTICS	
FLUID TYPE:	TN
BACKGROUND COLOR:	GRAY
VIEWING DIRECTION:	6:00
DISPLAY MODE:	REFLECTIVE
OPERATING VOLTAGE:	5.0V A.C.
OPERATING TEMP.	0°C TO 50°C
STORAGE TEMP.	-20°C TO 70°C
DRIVING METHODE:	STATIC, 1/2 BIAS
CONNECTION TYPE:	40 PINS



PIN NO.	1	2	3	4	5	6	7	8	9	10
SEGMENT	COM	/	/	/	1E	1D	1C	DP1	2E	2D
PIN NO.	11	12	13	14	15	16	17	18	19	20
SEGMENT	2C	DP2	3E	3D	3C	DP3	4E	4D	4C	4B
PIN NO.	21	22	23	24	25	26	27	28	29	30
SEGMENT	4A	4F	4G	3B	3A	3F	3G	COL	2B	2A
PIN NO.	31	32	33	34	35	36	37	38	39	40
SEGMENT	2F	2G	/	1B	1A	1F	1G	/	/	COM

*UNLESS OTHERWISE SPECIFIED TOLERANCES PER DECIMAL PRECISION ARE: X=±1 (±0.039), XX=±0.5 (±0.020), XXX=±0.25 (±0.010), XXXX=±0.127 (±0.005). LEAD SIZE=±0.05 (±0.002), LEAD LENGTH=±0.75 (±0.030). MIN.= +DECIMAL PRECISION -0.00 MAX.= +0.00 -DECIMAL PRECISION

REV. A PART NUMBER LCD-S401C71TR

CONFIDENTIAL INFORMATION
THE INFORMATION CONTAINED IN THIS DOCUMENT IS THE PROPERTY OF LUMEX INC. EXCEPT AS SPECIFICALLY AUTHORIZED IN WRITING BY LUMEX INC., THE HOLDER OF THIS DOCUMENT SHALL KEEP ALL INFORMATION CONTAINED HEREIN CONFIDENTIAL AND SHALL PROTECT SAME IN WHOLE OR IN PART FROM DISCLOSURE AND DISSEMINATION TO ALL THIRD PARTIES.

RELIABILITY NOTE
OUR MANY YEARS OF EXPERIENCE DATA ACCUMULATION INDICATE THAT SOLDER HEAT IS A MAJOR CAUSE OF EARLY AND FUTURE FAILURE. PLEASE PAY ATTENTION TO YOUR SOLDERING PROCESS.

LUMEX
290 E. HELEN ROAD
PALATINE, IL 60067-6976
PHONE: +1.847.359.2790
US WEB: www.lumex.com
TW WEB: www.lumex.com.tw

0.71" CHARACTER HEIGHT, FOUR DIGIT LCD GLASS,
TN, REFLECTIVE, 40 PINS.

DRAWN BY: JC CHECKED BY: APPROVED BY: DATE: 11.19.98
PAGE: 1 OF 1
SCALE: N/A